


How to Quickly and Easily Plan Your Child's Perfect Birthday Party and Create Everlasting Memories



The Birthday Party Planning Guide: How To Quickly & Easily Plan Your Child's Perfect Birthday Party And Create Memories That Will Last A Lifetime by Lori Bregman

★★★★★ 5 out of 5

Language : English
File size : 582 KB
Text-to-Speech : Enabled
Screen Reader : Supported
Enhanced typesetting : Enabled
Word Wise : Enabled
Print length : 47 pages
Lending : Enabled



Planning your child's birthday party can be a daunting task, but it doesn't have to be. With a little planning and preparation, you can throw a party that your child will love and that you'll be proud of. This guide will provide you with everything you need to know to plan the perfect birthday party for your child, from choosing a theme to creating a budget to finding the perfect venue.

Step 1: Choose a Theme

The first step in planning your child's birthday party is to choose a theme. This will help you narrow down your choices for decorations, food, and activities. If your child has a favorite character or hobby, you can use that

as the theme of the party. Or, you can choose a theme that reflects your child's personality or interests, such as a princess party, a superhero party, or a sports party.

Step 2: Set a Budget

Once you've chosen a theme, it's time to set a budget. This will help you determine how much you can spend on decorations, food, and activities. Be realistic about how much you can afford to spend, and don't be afraid to adjust your plans if necessary.

Step 3: Find a Venue

The next step is to find a venue for the party. If you're having the party at home, you'll need to make sure you have enough space for all of the guests. If you're renting a venue, you'll need to book it well in advance. Be sure to ask about the venue's capacity, amenities, and rental fees.

Step 4: Send Out Invitations

Once you've found a venue, it's time to send out invitations. Be sure to include all of the important details, such as the date, time, location, and RSVP information. You can also include a gift registry if you'd like guests to bring gifts.

Step 5: Plan the Activities

The activities you choose for the party will depend on the age of your child and the theme of the party. For younger children, you can plan simple activities like face painting, balloon animals, and a bounce house. For older children, you can plan more challenging activities like a scavenger hunt, a relay race, or a craft project.

Step 6: Prepare the Food

The food you serve at the party will depend on the theme of the party and the dietary restrictions of your guests. If you're having a princess party, you can serve pink lemonade and cupcakes. If you're having a superhero party, you can serve hot dogs and hamburgers. Be sure to have plenty of food and drinks on hand for all of the guests.

Step 7: Decorate the Venue


The decorations you choose for the party will help to create the perfect atmosphere. If you're having a princess party, you can decorate with pink and gold streamers, balloons, and tablecloths. If you're having a superhero party, you can decorate with blue and red streamers, balloons, and tablecloths. Be sure to decorate the venue in a way that reflects the theme of the party.

Step 8: Enjoy the Party!

The most important part of planning your child's birthday party is to relax and enjoy the day. Don't stress about the small things, and just focus on having fun with your child and your guests. After all, the best birthday parties are the ones that are filled with laughter, love, and memories.

Planning your child's birthday party doesn't have to be stressful. With a little planning and preparation, you can throw a party that your child will love and that you'll be proud of. Just follow the steps in this guide, and you'll be on your way to planning the perfect birthday party for your child.

The Birthday Party Planning Guide: How To Quickly & Easily Plan Your Child's Perfect Birthday Party And Create Memories That Will Last A Lifetime by Lori Bregman




★★★★★ 5 out of 5
Language : English
File size : 582 KB
Text-to-Speech : Enabled
Screen Reader : Supported
Enhanced typesetting : Enabled
Word Wise : Enabled
Print length : 47 pages
Lending : Enabled



20 Must Visit Attractions In La Paz, Bolivia

La Paz, Bolivia is a city of contrasts, where the modern and the traditional meet. From its stunning mountain views to its vibrant indigenous...



Ultimate Guide to Special Forces Skills, Tactics, and Techniques

The world of special forces is a realm of extraordinary abilities, unparalleled courage, and unwavering dedication. These elite units operate...